



Easy Anti-Inflammatory Diet Quick Start Guide



Introduction

Inflammation is a natural process that helps your body heal and defend itself from harm. However, chronic inflammation can lead to various health issues, including heart disease, diabetes, and autoimmune disorders.

Incorporating anti-inflammatory foods into your diet can help reduce inflammation and promote overall health.

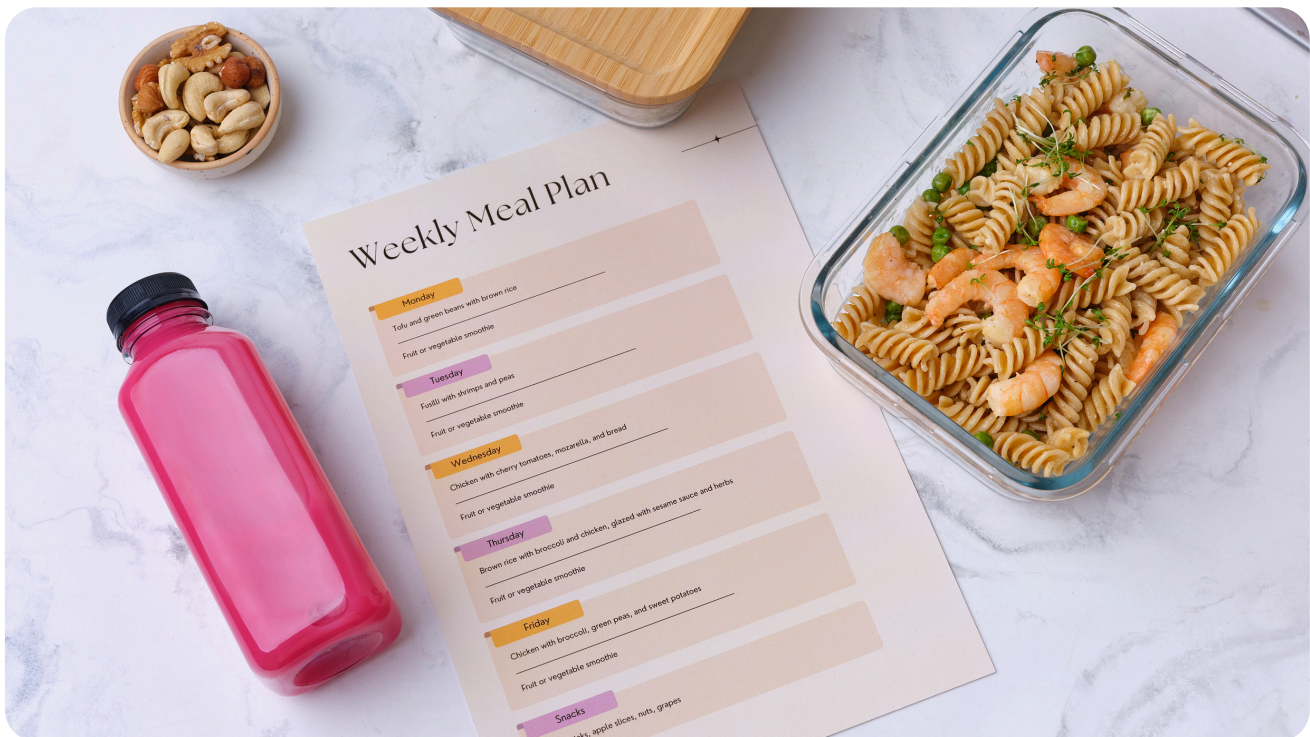
This guide provides you with a simple 3-step plan to get started.



Step 1.

Plan and Prep Your Meals

Planning and prepping your meals is the first step towards an anti-inflammatory diet. Set aside time each week, such as on Sundays, to plan your meals and prepare ingredients. Create a weekly meal plan focusing on anti-inflammatory foods, including colorful fruits and vegetables, whole grains, lean proteins, and healthy fats. Prepping in advance can include chopping vegetables, cooking grains, and portioning proteins. Doing this will ensure you have healthy meal options available throughout the week, making it easier to stick to your diet.





Step 2.

Smart Swaps

Making smart swaps and additions to your diet can significantly reduce inflammation. Replace refined carbohydrates with whole grains like brown rice, quinoa, and whole wheat. Incorporate anti-inflammatory herbs and spices such as turmeric, ginger, garlic, and cinnamon into your cooking. These additions enhance the flavor of your meals and provide powerful health benefits. Hydration is also key; aim to drink at least 8 glasses of water daily and include herbal and green tea for added anti-inflammatory benefits. These small changes can make a big difference in your overall health.






Step 3.

Mindful Eating Practices

Mindful eating is essential for maintaining a healthy diet and reducing inflammation. Control your portion sizes using smaller plates, which can help prevent overeating. Choose anti-inflammatory snacks like fruits, nuts, seeds, and yogurt, and keep healthy snack options readily available. It's also important to limit inflammatory foods such as sugary drinks, processed foods, and excessive alcohol. Gradually reduce your intake of these foods and replace them with healthier options like water, homemade meals, and fresh fruits.



5 Foods to Add & Reduce for an Anti-Inflammatory Diet




5 Foods to Add:

- Berries
- Fatty Fish
- Leafy Greens
- Nuts and Seeds
- Olive Oil

5 Foods to Reduce:

- Sugary Beverages
- Processed Foods
- Refined Carbohydrates
- Red and Processed Meats



Adopting an anti-inflammatory diet doesn't have to be complicated. By planning and prepping your meals, making smart swaps and additions, and practicing mindful eating, you can effectively reduce inflammation and improve your overall health.